





Links:
 Story: The video of myself reading the story will be posted to Facebook and on our school YouTube channel.
 Cosmic kids yoga – <https://www.youtube.com/watch?v=XU1y7pX7dNo>
 While we can't hug - https://www.youtube.com/watch?v=2PnnFrPaRgY&feature=emb_logo
 Hedgehogs facts - <https://www.youtube.com/watch?v=yMavW0FNzI4>
 Phonics Play – <https://new.phonicsplay.co.uk>
 Shape game - <https://www.topmarks.co.uk/ordering-and-sequencing/shape-patterns>

Below is a list of suggested activities that cover the whole Early Years curriculum. Aim to complete at least one for each area.

Personal, Social and Emotional development	Physical Development	Communication and Language	Reading/spelling	Writing
<input type="checkbox"/> Managing feelings: Watch the video 'while we can't hug'. Explain that when we return to school we won't be able to hug we can still show our friends we love and care for them. Explain that school might be a bit different. <input type="checkbox"/> Handprint hug: Think about someone you are really missing during Lockdown. Make a handprint hug and send it to them in the post. 	<input type="checkbox"/> Gross motor: Cosmic Kids Yoga - Fox <input type="checkbox"/> Threading: Can you make a friendship bracelet by threading. You could thread onto pipe cleaners or string using beads or pasta. <input type="checkbox"/> Play dough: Can you make a play dough hedgehog? Use sticks or leaves for the spikes.	<input type="checkbox"/> Listening: Listen to the story video of Hedgehugs. Mute the video and watch it again. This time you retell it. <input type="checkbox"/> Understanding: Play opposites. "If I say tall you say...(short)" Hot/cold On/off Tall/short Old/new Big/small thick/thin Hard/soft smooth/rough Dark/ light curved/straight	<input type="checkbox"/> Phonics: select a digraph and follow the phonics sequence using the resources sent to parents on 4/5/20. Aim to do at least 3 sounds a week. - play games on phonics play too and supplement with the phonics videos with Mrs Miles <input type="checkbox"/> Read and roll: Write numbers 1-12. Next to each one write a tricky word. Have two dice and roll them and then add then dots and read the matching word. Tick off each word as you read it. Which word gets the most ticks?	<input type="checkbox"/> Hedgehogs: Watch the video about Hedgehogs. Draw a picture and write 2 facts about hedgehogs or label it. <input type="checkbox"/> Make a card: Can you make a card between Horace and Hattie to tell them how much they love each other. <input type="checkbox"/> Draw favourite part: Draw your favourite part of the story and write about it. Remember to use your phonics to sound the sounds out. <i>*If your child wants to write about something else follow their lead. Aim for at least 3 simple sentences a week, not necessarily in one sitting.</i>
RE	Understanding the World	Expressive Arts and Design	Maths	
<input type="checkbox"/> Pentecost: (Acts 2) Read the story together or watch the video (link above). Talk about how God sent the Holy Spirit to help us follow in Jesus' footsteps. Either retell the story or make a collage flame and label it with the words 'Holy Spirit'	<input type="checkbox"/> Seasons: Explore the different seasons shown in the story. Think about the changes that happen in each one and the order they come in. Fold a piece of paper into 4 and make handprint trees to represent each season.	<input type="checkbox"/> Sock puppets: Hattie and Horace turn a sock into an outfit to let them hug. Can you turn a sock into a puppet? It could be an animal or a monster. You decide. 	<input type="checkbox"/> Shape and pattern: Play the shape train game. Continue the sequences by selecting the right shape. Can you draw or make some of your own shape patterns? <input type="checkbox"/> Shape: Can you make a picture using different shapes cut from paper. Describe	

		<input type="checkbox"/> Tea Party: Hattie and Horace have tea parties. Can you have a tea party at home? Can you help prepare for it. Write a list of food needed.	the shapes you use using the words (corners, sides, curved, straight)	
--	--	--	---	--

Optional downloadable resources

Maths –

Hedgehogs counting - <https://www.twinkl.co.uk/resource/t-n-4886-hedgehog-spikes-counting-activity>

Literacy

Hedgehogs fact file <https://www.twinkl.co.uk/resource/t-t-16108-woodland-animals-factfile-worksheet>

Phase 3 mini reading books <https://www.twinkl.co.uk/resource/phonics-mini-books-level-3-t-e-2549316>

Understanding the world

Seasons matching <https://www.twinkl.co.uk/resource/t-tp-407-seasons-matching-activity-sheet>

Fine motor hedgehog and pegs - <https://www.twinkl.co.uk/resource/t-t-2548767-hedgehog-prickles-peg-activity>