

Theme: **What the Ladybird heard**

Dear Parents,






To support the children continuing to learn at home, we are asking all parents to upload at least one piece of learning on to tapestry each week. We look forward to seeing what they get up to.

**Thank you for your continuing support,
Mrs Miles**

Links:
Story: The video of myself reading the story will be posted to Facebook and on our school YouTube channel.
Cosmic kids yoga – https://www.youtube.com/watch?v=YKmRB2Z3g2s
Farm animals adults and young - https://www.youtube.com/watch?v=E27DEiO4E2o
Pentecost - https://www.youtube.com/watch?v=OMQKy1Mx49M
Phonics Play – https://new.phonicsplay.co.uk/resources/phase/2/dragons-den
Ladybird maths game - https://www.topmarks.co.uk/learning-to-count/ladybird-spots
Artforkidshub Ladybird - https://www.youtube.com/watch?v=ho29DN263QM

Below is a list of suggested activities that cover the whole Early Years curriculum. Aim to complete at least one for each area.

Personal, Social and Emotional development	Physical Development	Communication and Language	Reading/spelling	Writing
<input type="checkbox"/> Managing feelings: Make a worries jar. Think about the emotion of 'worry' - What make you feel worried? What can you do when you are worried? What are big worries? Write or draw on paper the things that worry you and add them to the jar. If you have new worries add them. <input type="checkbox"/> Following rules: Make up a new game involving water and some cups. Come up with 3 simple rules to find a winner.	<input type="checkbox"/> Gross motor: Cosmic Kids Yoga - Farm <input type="checkbox"/> Eating Healthily: Discuss food that you eat and where it comes from eg animals or the ground. Link to food found on the farm eg milk, cheese, eggs etc	<input type="checkbox"/> Listening: Play who am I? with farm animals. Take it in turns to describe and guess the animal. Eg, I have hooves, I have a mane and I am covered in fur. Who am I? <input type="checkbox"/> Responding to instructions: Can you follow the instructions to draw a ladybird.	<input type="checkbox"/> Phonics: select a digraph and follow the phonics sequence using the resources sent to parents on 4/5/20. Aim to do at least 3 sounds a week. - play games on phonics play too and supplement with the phonics videos with Mrs Miles <input type="checkbox"/> Tricky words search: parents write out tricky words on paper like a word search and then fill in random letters around it. Get children to hunt out the tricky words.	<input type="checkbox"/> Farm story: Write your own farm story. Start is with 'One day I went on a trip to the farm....' <input type="checkbox"/> Fact file: Can you make animal fact files of animals you mihnt find on the farm. <input type="checkbox"/> Wanted Poster: Make a wanted poster for Lanky Len or Hefty Hugh. Can you describe what they look like so we could catch them. <input type="checkbox"/> Draw a map of a farmyard : Can you make a

RE	Understanding the World	Expressive Arts and Design	Maths	
<input type="checkbox"/> Pentecost: (Acts 2) Read the story together or watch the video (link above). Talk about how God sent the Holy Spirit to help us follow in Jesus' footsteps. Either retell the story or make a collage flame and label it with the words 'Holy Spirit' 	<input type="checkbox"/> Life journey: Explore the different farm animals. Learn about the names of the names and the different names given to the adults and they young. Chose one animal to draw a picture of and label it.	<input type="checkbox"/> Joining materials: Children to use a variety of different materials and a paper plate to make a farm animal from the story.  <input type="checkbox"/> Role play: Make a farm small world, make a mini farmyard. Why not use cereal, mud, grass to make it?  <input type="checkbox"/> Reciting songs: Sing the song 'Old Mcdonald had a farm.'	<input type="checkbox"/> Dice Maths: Roll two or more dice and write the matching addition calculations.  $\square + \square = \square$ <input type="checkbox"/> Measure (weight): Make a balancing scale with a hanger and cups. Explore the weight of 10 everyday objects or toys. Which one do you think is the heaviest? How do they compare?  <input type="checkbox"/> Top marks Ladybird: Practise number skills of ordering and matching	map of a farm yard like Lanky Lens. What animals would you have on your farm? Make sure you Label the animals as you go. <i>*If your child wants to write about something else follow their lead. Aim for at least 3 simple sentences a week, not necessarily in one sitting.</i>

Optional downloadable resources

Maths –

Doubling Ladybirds - <https://www.twinkl.co.uk/resource/t-c-254576-ladybird-doubles-to-20-activity-sheet>

Farm themed maths activities - <https://www.twinkl.co.uk/resource/t-t-11590-farm-themed-ks1-maths-activity-book>

Literacy

Wanted poster <https://www.twinkl.co.uk/resource/t-m-1751-blank-wanted-posters>

Phase 3 mini reading books <https://www.twinkl.co.uk/resource/phonics-mini-books-level-3-t-e-2549316>

Farm writing stimulus <https://www.twinkl.co.uk/resource/t-t-2546290-farm-scene-writing-stimulus-photo-writing-frames->

Understanding the world

Mothers and their young cut and stick <https://www.twinkl.co.uk/resource/t-t-5679-mothers-and-their-young-farm-animals-matching-activity>